

St Cuthbert's Catholic Primary School Windermere
Curriculum Overview Trailblazers Summer 1

Dear Parents / Carers,

We are writing to share with you an overview of the topics that your child will be learning this half term in Years 5 and 6. At St. Cuthbert's, we value the important partnership between home and school. Please use the information below to support your child with their learning over the coming weeks.

Thank you for the effort that is put into reading with your child at home. This is the key to developing skills across the curriculum and the more you can do, the more your child will be able to improve the speed and depth with which they learn. Remember to talk to your child about what they are reading as well as listening to them – the type of questions that need an explanation should be combined with fact finding questions.



Year 6 also have the SATs practice books. Remember a little day will help to boost their confidence.




If you have any questions about the information below, please feel free to make an appointment or call into school and see us.








Thank you for your continuing support.

Miss Brownsord, Mrs Bone & Mrs Murray

Below are the topics that we are going to be studying this half term with some ideas of activities you can do at home to support your child's learning:

Curriculum area	Topics, ideas and skills for development	Extra learning ideas
Mathematics 	<ul style="list-style-type: none"> • Properties of shape • Position & direction • SATs practice 	Continue to use Times Tables Rock Stars. Topmarks has a range of activities to grow your child's confidence - https://www.topmarks.co.uk/maths-games/7-11-years/ordering-and-sequencing
English 	<ul style="list-style-type: none"> • We will be reading Roman Tales: The Goose Guards – biographies, letters, myths, newspaper reports, poetry. 	Ask your child questions about what we have been reading. This will support key reading comprehension skills by allowing your child to think about what has happened.

<p>Science</p> 	<p>Plant nutrition & reproduction</p> <p>This project teaches children about the requirements of plants for growth and survival. They describe the parts of flowering plants and relate structure to function, including the roots and stem for transporting water, leaves for making food and the flower for reproduction.</p>	<p>Research at home using BBC Bitesize.</p>
<p>RE</p> 	<p>This half term, Trailblazers will have the opportunity to reflect on the resurrection and what this means for Christians. They will discuss the events of Pentecost and revise the different ways that Jesus is present among us.</p> <p>As usual, all children will be learning about other faiths during their RE lessons, recognising Jesus as a Jewish boy/man and highlighting the celebration of the Passover etc. We will also welcome Fr Ajish into school to discuss his upbringing as a Karelian Catholic.</p>	<p>Ask your child what they have been learning in RE.</p> <p>It would be great for them to have the opportunity to discuss their learning with you.</p>
<p>History</p> 	<ul style="list-style-type: none"> Emperors & Empires 	<p>In the Emperors and Empires project, your child will learn about the growth and decline of the Roman Republic and the Roman Empire. They will discover the absolute power of the Roman emperors and study the hierarchies of Roman society and the Roman army. They will study the first invasions of Britain in 55 and 54 BC and the Roman conquest of Britain in AD 43. They will learn about Boudicca's rebellion, Hadrian's Wall and the Romanisation of Britain, including how Christianity came to Britain and investigate the legacy of Roman Britain in their local area.</p> <p>Do you know anything already?</p>

<p>Art and Design</p> 	<ul style="list-style-type: none"> • Beautiful botanicals 	<p>This project teaches children about the genre of botanical art. They create natural weavings, two-colour prints and beautiful and detailed botanical paintings of fruit.</p>
<p>Design and Technology</p> 	<ul style="list-style-type: none"> • Mosaic masters 	<p>This project teaches children about the history of mosaics, before focusing on the colours, patterns and themes found in Roman mosaic. The children learn techniques to help them design and make a mosaic border tile.</p>
<p>PE</p> 	<ul style="list-style-type: none"> • PE with Matt Harris – Ball skills • Swimming 	<p>PE with Mr Harris will be on Tuesdays – outdoor kit needed.</p> <p>Swimming will be on Fridays.</p> <p>Please ensure your child always has their PE kit in school.</p>
<p>Music</p> 	<ul style="list-style-type: none"> • Charanga – Bringing us together (Y3) • Boomwackers 	<p>Encourage your child to play an instrument. Listen to some of their favourite music with them and discuss why they like it.</p>
<p>HRSE</p> 	<p>We will be exploring our relationship with the wider world. We will also be looking at money and careers using previous learning. The children will discuss that true happiness comes from knowing God's love and finding our identity and worth in Him.</p>	<p>Can you talk to your child about the different communities they are part of (school, family, football clubs, Brownies etc). What do they enjoy about being part of these different communities?</p>
<p>PSHE</p> 	<ul style="list-style-type: none"> • We will be learning all about how to keep safe. 	<p>Can you talk to your child about different ways to stay safe?</p>
<p>Spanish</p> 	<p>At what time?</p> <p>The children will learn key phrases around time, including 5 minute intervals. They will also be looking at adverbs of frequency.</p>	<p>Can you ask your child about what they have been learning?</p> <p>Can they speak into google translate and see if it recognises what they are saying?</p>