

St Cuthbert's Catholic Primary School Windermere

Curriculum Overview Summer 1 2023 EYFS

Dear Parents / Carers,

We are writing to share with you an overview of the topics that your child will be learning this half of the Summer term in Nursery and Reception. At St. Cuthbert's, we value the important partnership between home and school. Please use the information below to support your child with their learning over the coming weeks.



Thank you for the effort that is put into reading with your child at home. This is the key to developing skills across the curriculum and the more you can do, the more your child will be able to improve the speed and depth with which they learn. Remember to talk to your child about what they are reading as well as listening to them – the type of questions that need an explanation should be combined with fact finding questions.


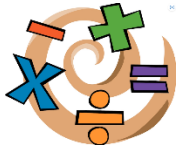


If you have any questions about the information below, please feel free to make an appointment or call into school and see us.



Thank you for your continuing support.

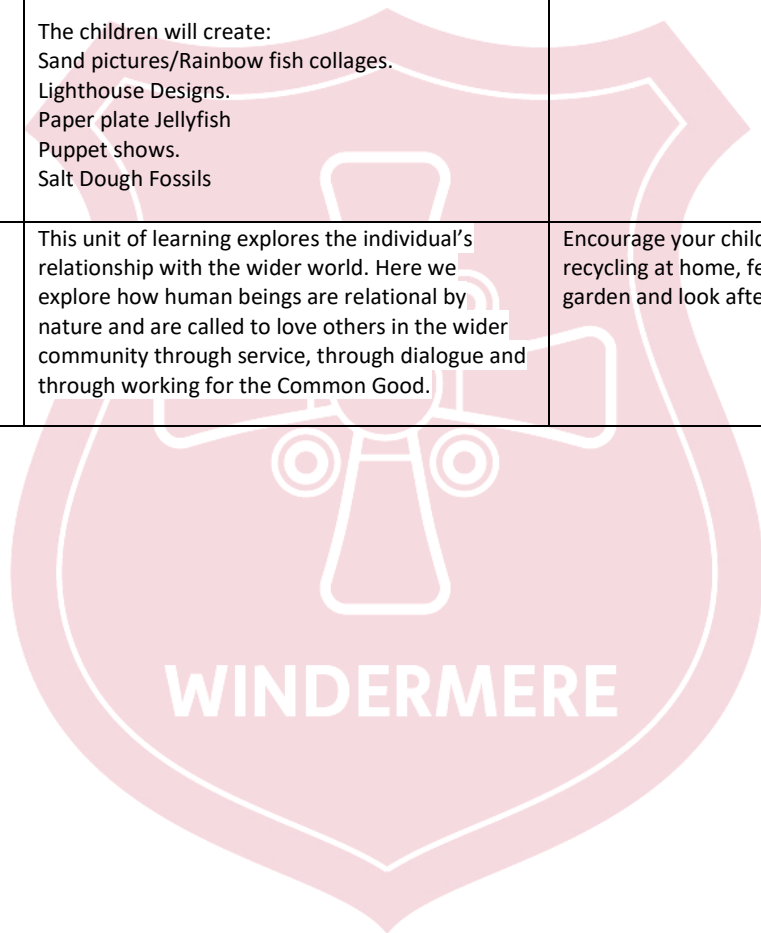
Below are the topics that we are going to be studying this half term with some ideas of activities you can do at home to support your child's learning.

Throughout the Early Years curriculum, children are given opportunities to play and learn, be active and create and think critically.

Curriculum Area	Early Years (Nursery and Reception)	Home Enrichment Activities
Religious Education 	Our Church Family The children will know that we belong to our Church family and that the members of the Church are called Christians. We are all welcome at Church and that we become part of the Church Family through the sacrament of Baptism.	Look at and talk about photos of your child's Baptism. Do they know who their godparents are?
Communication and Language Literacy 	Children will be encouraged to take part in circle time activities within small groups and whole class. There will be lots of opportunities for pupils to express their views, share stories and become confident to speak in a familiar group. Pupils will have the opportunity to engage in role play to develop their expressive language. Stories covered will include: Hooray for Fish! Billy's Bucket Please Mr Magic Fish Splash Pupils will continue to develop their writing skills, letter formation, name writing and words/sentences containing the learned phonics sounds. They will learn to read and write labels, simple phrases and sentences linked to the topic of Seasides.	Please read with your child regularly and return books to school daily so that a new title can be issued. Encourage your child to read words in their environment and share stories to develop their language and literacy skills. Below are the common exception words your child will be learning to read this term.

	<p>The children will also blend sounds for reading and learn to read some tricky high frequency words.</p>	<table border="1"> <thead> <tr> <th data-bbox="962 192 1098 241">Phase 2</th> <th data-bbox="1098 192 1233 241">Phase 3</th> <th data-bbox="1233 192 1391 241">Phase 4</th> </tr> </thead> <tbody> <tr> <td data-bbox="962 241 1098 546"> I no the to go into </td> <td data-bbox="1098 241 1233 546"> he she we me be you are her was all they my </td> <td data-bbox="1233 241 1391 546"> said have like so do some come little one were there what when out </td> </tr> </tbody> </table>	Phase 2	Phase 3	Phase 4	I no the to go into	he she we me be you are her was all they my	said have like so do some come little one were there what when out
Phase 2	Phase 3	Phase 4						
I no the to go into	he she we me be you are her was all they my	said have like so do some come little one were there what when out						
<p>Physical Development</p> 	<p>The children will develop their gross and fine motor skills through active learning opportunities.</p> <p>Parachute Games Bikes/Scooters/Outdoor Gym Small world play Puzzles/Arts and Craft – using tools to develop confidence. Hygiene and hand washing P.E. Lesson (Athletics) Forest School Sessions</p>	<p>Play games that encourage your child to be active, develop their hand-eye coordination and core strength.</p> <p>Support your child in learning to use a comfortable pencil grip when mark making.</p>						
<p>Mathematics</p> 	<p>Understanding of Numbers to 10 Subitise (recognising quantities without counting) to 5 Counting forwards and backwards to 20 and beyond Recall number bonds to 5/10 Addition Addition doubles and bonds to 10 Subtraction Knowledge of more and less and distribution of quantities evenly Comparing Quantities Odd and Even Numbers Money and Time Shape</p>	<p>Encourage children to count out objects such as toys, fruit at every opportunity. Can they subitise (say how many on sight) when are met with a group of objects? Sort objects into two groups. Encourage children to use the vocabulary of greater and less than when comparing.</p>						
<p>Personal, Social and Emotional Development</p> 	<p>The children will develop self-help skills, managing their own needs and building independence. Through stories, circle time and discussions the children will learn to take turns, share fairly and be respectful to others. The children will be encouraged to express their feelings, listen to others and respond appropriately.</p>	<p>Read stories with your child to encourage them to share their thoughts and feelings, expressing viewpoints and taking turns.</p>						
<p>Understanding the world</p> 	<p>The children will know some similarities and differences between things in the past and now, drawing on their experiences and what has been read in class (seaside holidays in the past). They will understand the past through settings, characters and events encountered in books read in class and storytelling. The children will explore the natural world around them, making observations and drawing pictures of seaside animals and seaside plants. They will begin to know some similarities and differences between the natural world around them and contrasting environments.</p>	<p>Look and talk about places you have visited as a family, both in England and abroad. Talk about how you travelled there and how it was different to home. Children could bring in a photo of where they have visited and share their knowledge of this place.</p>						

<p>Expressive Arts and Design</p> 	<p>The children will safely use and explore a variety of materials, tools and techniques, experimenting with colour, design, texture, form and function. They will learn techniques to make a sculpture, use media in original ways and adapt work as necessary.</p> <p>The children will create: Sand pictures/Rainbow fish collages. Lighthouse Designs. Paper plate Jellyfish Puppet shows. Salt Dough Fossils</p>	<p>Make drawings, paintings and collage pictures of Seasides.</p>
<p>HRSE</p> 	<p>This unit of learning explores the individual's relationship with the wider world. Here we explore how human beings are relational by nature and are called to love others in the wider community through service, through dialogue and through working for the Common Good.</p>	<p>Encourage your child to help with recycling at home, feed the birds in the garden and look after God's world.</p>



St. Cuthbert's

CATHOLIC PRIMARY SCHOOL

ONE FAMILY, ALL WELCOME