

Dear Parents / Carers,




We are writing to share with you an overview of the topics that your child will be learning this half of the Summer term in Years 3 and 4. At St. Cuthbert's, we value the important partnership between home and school. Please use the information below to support your child with their learning over the coming weeks.








Thank you for the effort that is put into reading with your child at home. This is the key to developing skills across the curriculum and the more you can do, the more your child will be able to improve the speed and depth with which they learn. Remember to talk to your child about what they are reading as well as listening to them – the type of questions that need an explanation should be combined with fact finding questions.

If you have any questions about the information below, please feel free to make an appointment or call into school and see us.

Thank you for your continuing support.

Below are the topics that we are going to be studying this half term with some ideas of activities you can do at home to support your child's learning.

Curriculum area	Topics, ideas and skills for development	Extra learning ideas
Mathematics 	<ul style="list-style-type: none">• Number & Place Value• Addition & Subtraction• Measures & Data• Fractions & Decimals• Shape• Multiplication & Division	Continue to use Times Tables Rock Stars. Topmarks has a range of activities to grow your child's confidence - https://www.topmarks.co.uk/maths-games/7-11-years/ordering-and-sequencing
English 	<ul style="list-style-type: none">• We will be reading The Tin Forest.	Ask your child questions about what we have been reading. This will support key reading comprehension skills by allowing your child to think about what has happened.
Science 	<ul style="list-style-type: none">• Plants – Greatly Green Growers	Can you grow a plant at home? Take pictures of the different stages of plant growth and send them to Miss Brownsord on Class Dojo for your child to show us all.

<p>RE</p> 	<ul style="list-style-type: none"> • Celebrating Easter and Pentecost 	<p>The children hear the story of the appearance of Jesus (after the Resurrection) on the road to Emmaus and to Thomas. They will also hear and reflect on the story of the coming of the Holy Spirit at Pentecost. (June 5th)</p> <p>You could help your children by:</p> <ul style="list-style-type: none"> • talking to them about how the Church celebrates the resurrection. • reading the story of Pentecost with them. • discussing with them what they would have felt if they were one of the Disciples.
<p>Humanities</p> 	<ul style="list-style-type: none"> • Extreme Earth 	<p>Explore The Natural World on BBC Bitesize to get an insight into our topic.</p> <p>https://www.bbc.co.uk/bitesize/subjects/zbkw2hv</p>
<p>Art and Design</p> 	<ul style="list-style-type: none"> • Plants and Flowers 	<p>Find a flower or plant in your garden or close to where you live and draw it in as much detail as you can.</p>
<p>PE</p> 	<ul style="list-style-type: none"> • Football with Miss B • Swimming 	<p>PE will be on a Monday with Miss B and swimming will be on a Friday.</p> <p>Please ensure your child always has their PE kit in school.</p>
<p>Music</p> 	<ul style="list-style-type: none"> • The Fresh Prince of Belair 	<p>Encourage your child to play an instrument. Listen to some of their favourite music with them and discuss why they like it.</p>
<p>HRSE</p> 	<ul style="list-style-type: none"> • A community of love 	<p>Complete any follow up activities you can as part of additional home learning.</p>
<p>PSHE</p> 	<ul style="list-style-type: none"> • We will be learning all about how to keep safe 	<p>Can you talk to your child about different ways to stay safe?</p>