

Dear Parents / Carers,

We are writing to share with you an overview of the topics that your child will be learning this half of the Summer term in Years 3 and 4. At St. Cuthbert's, we value the important partnership between home and school. Please use the information below to support your child with their learning over the coming weeks.




Thank you for the effort that is put into reading with your child at home. This is the key to developing skills across the curriculum and the more you can do, the more your child will be able to improve the speed and depth with which they learn. Remember to talk to your child about what they are reading as well as listening to them – the type of questions that need an explanation should be combined with fact finding questions.









If you have any questions about the information below, please feel free to make an appointment or call into school and see us.

Thank you for your continuing support.

Miss Brownsord, Mrs Bone & Mrs Murray

Below are the topics that we are going to be studying this half term with some ideas of activities you can do at home to support your child's learning.

Curriculum area	Topics, ideas and skills for development	Extra learning ideas
<b>Mathematics</b> 	<ul style="list-style-type: none"><li>• Number &amp; Place Value</li><li>• Addition &amp; Subtraction</li><li>• Shape &amp; Data</li><li>• Fractions</li><li>• Multiplication &amp; Division</li></ul>	Continue to use Times Tables Rock Stars.  Topmarks has a range of activities to grow your child's confidence - <a href="https://www.topmarks.co.uk/maths-games/7-11-years/ordering-and-sequencing">https://www.topmarks.co.uk/maths-games/7-11-years/ordering-and-sequencing</a>
<b>English</b> 	<ul style="list-style-type: none"><li>• We will be reading Stig of the Dump – historical narratives, instructions, cinquains and chronological reports.</li></ul>	Ask your child questions about what we have been reading.  This will support key reading comprehension skills by allowing your child to think about what has happened.
<b>Science</b> 	<ul style="list-style-type: none"><li>• Animal Nutrition and the Skeletal System</li></ul>	Research at home using BBC Bitesize.  Take / find a picture of an animal and label where it's bones are.

<p><b>RE</b></p> 	<ul style="list-style-type: none"> <li>• Creation</li> </ul>	<p>The children will be reading and responding to the story of Genesis. They will hear how the story of Genesis is a poetic retelling of the wonder of God's creation and how they can respond to the Popes call to care for our world.</p>
<p><b>History</b></p> 	<ul style="list-style-type: none"> <li>• Through the Ages</li> </ul>	<p>Explore The Stone Age, Bronze Age and Iron Age on BBC Bitesize to get an insight into our topic.</p>
<p><b>Geography</b></p> 	<ul style="list-style-type: none"> <li>• One Planet, Our World</li> </ul>	<p>Have a look at a map of the world and different continents to familiarise yourself with different locations.</p>
<p><b>Art and Design</b></p> 	<ul style="list-style-type: none"> <li>• Contrast and Complement</li> <li>• Cook well, Eat well</li> </ul>	<p>Can you find a recipe for a healthy balanced meal and make it for your family? Send Miss Brownsord a picture on Dojos.</p>
<p><b>PE</b></p> 	<ul style="list-style-type: none"> <li>• Netball with Miss B</li> <li>• Yoga</li> </ul>	<p>PE will be on a Friday with Miss B and yoga will be on a Wednesday.</p> <p>Please ensure your child always has their PE kit in school.</p>
<p><b>Music</b></p> 	<ul style="list-style-type: none"> <li>• Ukuleles with Rachael Gavin from Cumbria Music Hub</li> </ul>	<p>Encourage your child to play an instrument. Listen to some of their favourite music with them and discuss why they like it.</p>
<p><b>HRSE</b></p> 	<ul style="list-style-type: none"> <li>• A community of love</li> </ul>	<p>Complete any follow up activities you can as part of additional home learning.</p>
<p><b>PSHE</b></p> 	<ul style="list-style-type: none"> <li>• We will be learning all about how to keep safe.</li> </ul>	<p>Can you talk to your child about different ways to stay safe?</p>